

PROPERTIES OF SELECTED ZIRCONIA CONTAINING SILICATE GLASSES II.

RADOVAN KARELL, JOZEF KRAXNER*, MÁRIA CHROMČÍKOVÁ*, MAREK LIŠKA*

*Faculty of Industrial Technologies, Alexander Dubček University of Trenčín,
Ivana Krasku 491/30, Púchov, SK-020 01, Slovak Republic, karell@fpt.tnuni.sk*

**Vitrum Laugaricio - Joint Glass Centre of the Institute of Inorganic Chemistry, Slovak Academy of Sciences,
Alexander Dubček University of Trenčín and RONA, a.s.,
Študentská 2, Trenčín, SK- 911 50, Slovak Republic, chromcikova@tnuni.sk*

E-mail: radokarell@seznam.cz

Submitted February 14, 2007; accepted April 27, 2007

Keywords: Viscosity, Density, Refractive index, Glass transition temperature, Zirconia-silicate glasses

Viscosity, density, thermal expansion, glass transition temperature, refractive index, molar refraction, and chemical durability of $15M_2O \cdot 10ZnO \cdot xZrO_2 \cdot (75-x)SiO_2$ ($M = Na, K; x = 1, 3, 5, \text{ and } 7$) glasses were measured. The strong influence of ZrO_2/SiO_2 equimolar substitution on measured physical and chemical properties was detected in accord with the assumption of the glass network strengthening by ZrO_2 . The effect of ZnO / CaO substitution was quantified by comparison with the results obtained for $15M_2O \cdot 10CaO \cdot xZrO_2 \cdot (75-x)SiO_2$ ($M = Na, K; x = 1, 3, 5, \text{ and } 7$) glasses. It was demonstrated that the ZnO/CaO substitution strengthens the silicate network.

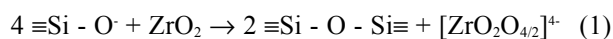
INTRODUCTION

Silicate glasses containing zirconia play a significant role both in the igneous petrology [1] and glass technology [2]. Due to the non-toxicity and extremely high chemical durability in alkaline conditions these glasses are used for the production of alkali-resistant fibers for Portland cement composites [3]. Both the thermal expansion coefficient and the glass transition temperature are positively correlated with the ZrO_2 content in silicate glass [4-6]. In addition to the chemical durability the high density and high value of refractive index and dispersion predetermined these glasses for production of ecologically friendly barium- and lead-free crystal glass [7, 8]. In addition to ZrO_2 , other oxides of heavy elements as CaO , ZnO , and TiO_2 are used to substitute harmful lead- and barium-oxide. On the other side, zirconia increases the viscosity of the glass melt [9] and the melting of the glass batch containing zirconium-containing raw materials (typically zircon) needs increased temperature and longer time. Thus, the corrosion of the refractory materials is more pronounced [2, 10].

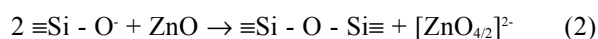
EXAFS studies of Zr coordination in selected silicate glasses have shown that variations in the local environment of Zr are relatively small [11]. In silicate glasses with lower ZrO_2 concentrations (1-4 wt.%) Farges and Calas [12] found Zr to be mainly 6 coordinated. The abundance of 6 coordinated Zr should increase with melt depolymerization as a result of the increasing network modifier content. With respect to the main coordination number, zirconia can be classified as

network-modifying oxide according to the Zachariasens' rules. However its structural position strengthens the silicate network via forming the covalent $Zr-O-Si$ bridges. Thus its influence on concentration dependence of various physical and chemical properties resembles the network-forming oxides. Therefore the literature information about the network-forming/modifying character of ZrO_2 is relatively contradictory. For example, Ringwood [13] stated that ZrO_2 is a network-former producing tetrahedral ZrO_4 groups. Furthermore, Linthout [14] inferred that ZrO_2 is a network modifier rather a network former based on crystal-chemical reasoning.

The possible structural model of 6-coordinated zirconium in silicate glasses suggested by Farges [11] on the basis of the EXAFS study consists in ZrO_6 octahedron with four bridging and two non-bridging oxygen atoms (schematically $[ZrO_2O_{4/2}]^{4+}$). Thus, ZrO_2 not only takes part in the formation of the silicate network, but in addition it heals the broken $Si-O-Si$ bridges according to the reaction:



Characterization of the Zn environments in silicate glasses was done using XAS and X-ray scattering techniques [15]. The tetrahedral ZnO_4 coordination is preferred in alkali silicate glasses, i.e. the zinc oxide acts as networkformer. As in case of ZrO_2 the network forming position of ZnO decreases the effective modifier concentration due to the reaction:



During the development of zirconia containing silicate glasses with targeted properties the multi-component, i.e. more than three-component, zirconia containing silicate systems are commonly studied [17-20]. However, the study of simpler model systems is needed to envisage the structure-property relationships with respect to the structural position of ZrO₂ in the silicate glass and melt. Moreover, the thermodynamic models based on the regular solution theory can be simply constructed for simple oxide systems to verify the structural assumptions proposed on the basis of experimentally determined composition-property relationships [21]. The literature data concerning the composition-property relationships for more than three component zirconia containing silicate systems are relatively scarce [22,23]. Therefore the effect of the equimolar ZrO₂/SiO₂ substitution in sodium- and potassium- trisilicate glasses 15M₂O·10CaO·xZrO₂·(75-x)SiO₂ (M = Na, K, x = 1, 3, 5, and 7) was studied in our previous work [24]. As far as the zinc oxide is used in barium free crystal glasses for improvement of their chemical durability the present paper deals with the equimolar ZrO₂/SiO₂ substitution in zinc oxide containing trisilicate glasses 15M₂O·10ZnO·xZrO₂·(75-x)SiO₂ (M = Na, K, x = 1, 3, 5, and 7). In couple with our previous work [24] the effect of CaO/ZnO substitution in trisilicate glasses with different degree of ZrO₂/SiO₂ exchange can be estimated. The ZnO/CaO substitution is expected to produce effects resulting from the cross-linking of the partially depolymerized silicate network hence the networkforming zinc oxide is substituted for the networkmodifying calcium oxide. But it is a special question how this effect will be influenced with the increasing ratio of ZrO₂/SiO₂ substitution.

EXPERIMENTAL

The glass batches were prepared by mixing of powdered Na₂CO₃ (AFT, p.a.), K₂CO₃ (Fluka, p.a.), ZnO (Fluka, p.a.), ZrSiO₄ (Aldrich, p.a.) and SiO₂ (AFT, min. 96,5 %). Sodium sulphate (AFT, p.a.) and potassium sulphate (Lachema, p.a.) were used as fining agents.

Glasses were melted in Pt-10% Rh crucible in superkanthal furnace at temperature of 1600°C for two-

three hours in ambient atmosphere. The homogeneity was ensured by repeated hand mixing of the melt. The glass melt was then poured onto a stainless steel plate. The samples were tempered in a muffle furnace for one hour at 650°C, after which the furnace was switched off and samples allowed remain there until completely cool.

Theoretical composition and abbreviation of glass samples is summarized in Table 1. Thermal expansion coefficient of glass, α_g , together with the glass transition temperature, T_g , were obtained by thermodilatometry (Netzsch, TMA 402) during cooling from sufficiently high temperature by the cooling rate of 5°C/min. The linear thermal expansion coefficient α_g was obtained from the slope of the cooling curve in temperature interval 350-450°C. The densities of glasses at laboratory temperature were measured by Archimedes method by dual weighting in air and in distilled water.

Refractive index was measured on polished prismatic glass samples by Abbe's refractometer at 20°C.

Chemical durability against water, CD , was determined on grained sample according to the norm [25] at 98°C.

The low-temperature viscosities between 10⁸ and 10¹² dPas were measured by thermo-mechanical analyzer (Netzsch, TMA 402). The viscosity value, η , was calculated from the measured deformation rate $d\epsilon/dt$ and the known value of axial load G on orthorhombic (approx. 5 mm × 5 mm × 20 mm) sample with cross-section S :

$$\eta = \frac{G}{3S(d\epsilon/dt)} \quad (3)$$

RESULTS AND DISCUSSION

The measured values of density, thermal expansion coefficient, glass transition temperature, refractivity index, and chemical durability against water (CD , expressed in cm³ of 10⁻² molar HCl [25]) are summarized in Table 2 together with the mean molar (formula) weight of glass, M_g , and molar refractivity calculated by:

$$R_m = \frac{(n_D^{20})^2 - 1}{(n_D^{20})^2 + 2} \frac{M_g}{\rho^{20}} \quad (4)$$

Table 1. The composition and abbreviation of studied glasses.

Glass	Na ₂ O	ZnO	ZrO ₂	SiO ₂	Glass	K ₂ O	ZnO	ZrO ₂	SiO ₂
NzZ0	15	10	0	75	KzZ0	15	10	0	75
NzZ1	15	10	1	74	KzZ1	15	10	1	74
NzZ3	15	10	3	72	KzZ3	15	10	3	72
NzZ5	15	10	5	70	KzZ5	15	10	5	70
NzZ7	15	10	7	68	KzZ7	15	10	7	68

In the case of potassium glasses (with the exception of the KzZ0 and KzZ1 glasses) the glass transition region was partially above the experimentally accessible temperature range of therm dilatometric measurement. Thus, the values of T_g values were not measured for these glasses. For comparison, the results obtained in our previous work [24] for $15M_2O \cdot 10CaO \cdot xZrO_2 \cdot (75-x)SiO_2$ ($M = Na, K, x = 1, 3, 5, \text{ and } 7$) are also reported in Table 2. As expected, the chemical durability steeply increases (i.e. CD value decreases) with increasing ZrO_2 content in both kinds of studied glasses. On the other hand, the chemical durability is significantly lower for the potassium glasses, namely for low ZrO_2 content, in comparison with the corresponding sodium ones. When the results are compared with those obtained for calcia containing glasses we can confirm the networkforming ability of ZnO leading to significant increase of chemical durability. This effect is more pronounced for lower ZrO_2 content.

In overall, e.g. comparing first and the last members of present compositional series, the thermal expansion coefficient decreases with increasing ZrO_2 content. Due to presence of networkforming zinc oxide this effect is much less pronounced than for analogous calcia containing glasses (Table 2).

The density, glass transition temperature (when determined), refractive index and molar refractivity values are positively correlated with ZrO_2 content in both studied compositional series. The increase of T_g with increasing ZrO_2 content in silicate glasses was also reported by Takahashi [5], and Fisher [6]. The thermal

expansion coefficient of sodium glasses slightly decreases with the increasing ZrO_2 content. Probably the same is true for the potassium glasses, but the insufficient number of experimental data prevents the statistical confirmation of this idea. Similar tendency was confirmed by the work of Kheifets [4]. The situation is similar to those of CaO containing glasses (Table 2), thus the ZnO/CaO substitution does not significantly change the absolute values of the above quantities and also their dependence on the degree of ZrO_2/SiO_2 substitution.

Figure 1 illustrates the dependence of molar refractivity of NzZ and KzZ glasses on ZrO_2 content. It can be seen, that the almost perfect linear (correlation coefficient 0.9935 for NzZ glasses, and 0.9942 for KzZ glasses) correlation is obtained in both cases. The regression line

$$R_{m,NzZ} = [(7.243 \pm 0.017) + (0.0641 \pm 0.0042) x(ZrO_2)] \text{ cm}^3/\text{mol} \quad (5)$$

describes the NzZ experimental data with standard deviation of approximation of $0.024 \text{ cm}^3/\text{mol}$. In the case of KzZ glasses the regression equation

$$R_{m,KzZ} = [(7.845 \pm 0.015) + (0.0585 \pm 0.0038) x(ZrO_2)] \text{ cm}^3/\text{mol} \quad (6)$$

fits the data with standard deviation of $0.021 \text{ cm}^3/\text{mol}$. The ZrO_2 content, $x(ZrO_2)$, in the Equations (5-8) is given in mole %. The slope of the regression line corresponds to the increment of molar refractivity caused by substitution of 1 mole % of SiO_2 by ZrO_2 . It is worth

Table 2. Measured physical and chemical properties of studied glasses. The values for analogous lime glasses NCZx and KCZx (taken from [24]) are reported for comparison.

Glass	M_g (g/mol)	ρ^{20} (g/cm ³)	$10^7 \alpha_g$ (K ⁻¹)	T_g (K)	n_D^{20}	R_m (cm ³ /mol)	CD (cm ³)
NzZ0	62.50	2.559 ± 0.001	91	794	1.5072	7.27	0.245 ± 0.013
NCZ0	59.97	2.475 ± 0.001	95	807	1.5140	7.29	-
NzZ1	63.13	2.635 ± 0.002	94	810	1.5202	7.29	0.234 ± 0.008
NCZ1	60.69	2.506 ± 0.001	96	830	1.5193	7.35	0.690 ± 0.028
NzZ3	64.39	2.704 ± 0.007	81	837	1.5345	7.41	0.140 ± 0.013
NCZ3	62.13	2.572 ± 0.001	94	850	1.5319	7.49	0.292 ± 0.001
NzZ5	65.65	2.738 ± 0.001	79	851	1.5438	7.57	0.084 ± 0.013
NCZ5	63.57	2.643 ± 0.001	85	867	1.5463	7.62	0.225 ± 0.015
NzZ7	66.92	2.830 ± 0.002	80	862	1.5638	7.70	0.041 ± 0.013
NCZ7	65.02	2.703 ± 0.001	-	-	1.5598	7.78	0.167 ± 0.015
KzZ0	67.33	2.570 ± 0.003	94	852	1.5111	7.85	0.835 ± 0.044
KCZ0	64.80	2.478 ± 0.001	103	860	-	-	-
KzZ1	67.96	2.613 ± 0.001	98	841	1.5178	7.88	0.630 ± 0.037
KCZ1	65.52	2.489 ± 0.001	103	883	1.5191	7.99	1.325 ± 0.009
KzZ3	69.23	2.635 ± 0.001	85	-	1.5245	8.04	0.402 ± 0.014
KCZ3	66.96	2.573 ± 0.001	104	895	1.5352	8.11	1.192 ± 0.008
KzZ5	70.49	2.737 ± 0.002	90	-	1.5453	8.15	0.359 ± 0.033
KCZ5	68.41	2.631 ± 0.001	-	-	1.5471	8.25	0.675 ± 0.008
KzZ7	71.75	2.804 ± 0.001	86	-	1.5574	8.24	0.113 ± 0.034
KCZ7	69.85	2.660 ± 0.001	-	-	1.5524	8.40	0.275 ± 0.001

noting that in the limits of standard deviation the slope is the same for both glass series. In our previous work [24], following regression equations were obtained for CaO containing glasses:

$$R_{m,NCZ} = [(7.286 \pm 0.07) + (0.0688 \pm 0.0017) x(\text{ZrO}_2)] \text{ cm}^3/\text{mol} \quad (7)$$

describing the NCZ experimental data with standard deviation of approximation of 0.010 cm³/mol, and

$$R_{m,KCZ} = [(7.915 \pm 0.068) + (0.0676 \pm 0.0030) x(\text{ZrO}_2)] \text{ cm}^3/\text{mol} \quad (8)$$

that fits the data with standard deviation of 0.013 cm³/mol. It can be concluded that the higher polarizability of Zn(II) increases slightly both the slope and the intercept in sodium and potassium glasses.

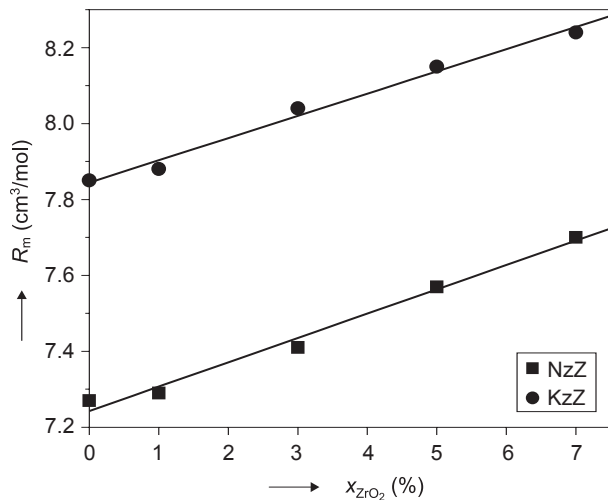


Figure 1. The dependence of molar refractivity on mole fraction of ZrO₂.

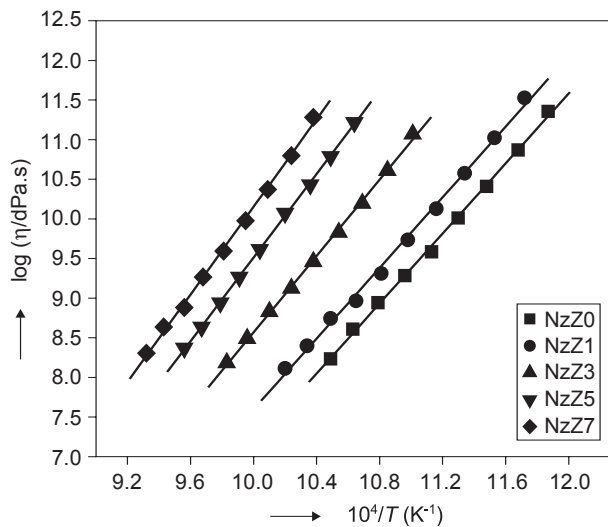


Figure 2. Arrhenius plot of viscosity - temperature dependence for NzZ glasses.

The temperature dependence of low temperature viscosity was described by the Arrhenius-like equation (also known as Andrade's equation):

$$\log(\eta/\text{dPa.s}) = A + B/T \quad (9)$$

where *A* and *B* are constants routinely determined by the regression analysis, and *T* is thermodynamic temperature. The temperature independent viscous flow activation energy, *E_a*, was calculated by:

$$E_a = [\partial \ln \eta / \partial (1/T)]_p = \ln(10)RB = 2.303 RB \quad (10)$$

where *R* is the molar gas constant.

Experimental values of viscosity are plotted in log (η/dPa.s) versus 10⁴K/*T* coordinate system in Figure 2 for NzZ glasses, and in Figure 3 for KzZ glasses. It can be concluded that all depicted dependences are linear with the isothermal viscosity value steeply increasing

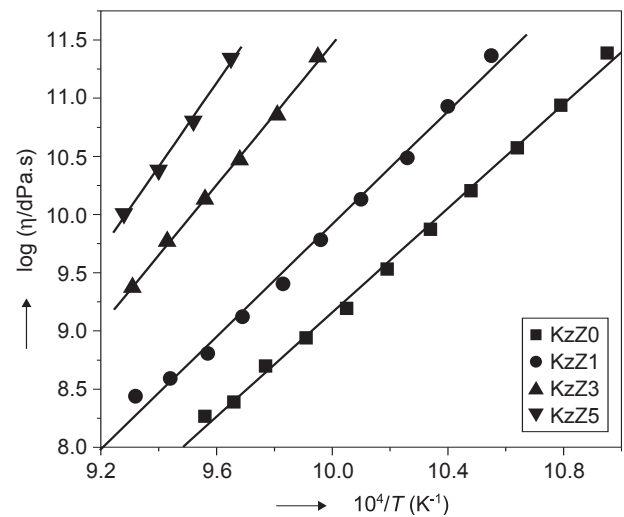


Figure 3. Arrhenius plot of viscosity - temperature dependence for KzZ glasses.

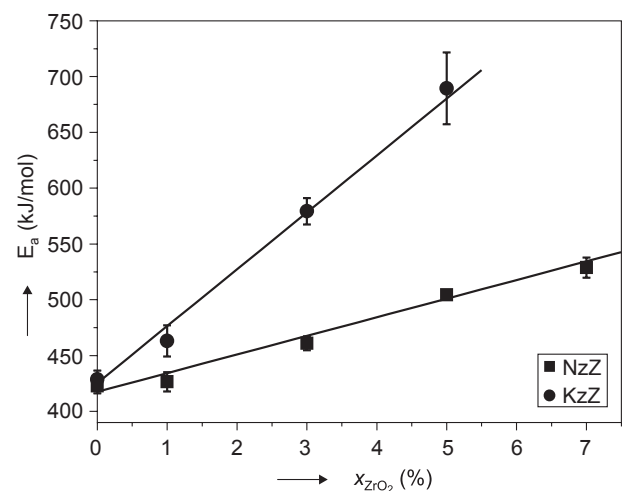


Figure 4. Dependence of viscous flow activation energy on mole fraction of ZrO₂.

with increasing ZrO₂ content, and with the slope moderately increasing with increasing ZrO₂ content. Table 3 summarizes the values of A, and B coefficients (Equation (9)), and the values of activation energy calculated according the Equation (10). It can be seen that both A, and B values are increasing with increasing ZrO₂ content in both glass series.

The viscous flow activation energy of calcia containing glasses (15M₂O·10CaO·xZrO₂·(75-x)SiO₂, M = Na/K) is higher when compared with zinc oxide containing glasses. However the A values of NCZ and KCZ glasses are lower when compared with those of NzZ and KzZ glasses. Thus the viscosity difference is not as high as can be expected on the basis of the B values. In another words, there exist some particular temperature where the MzZ and MCZ (M = Na, K) viscosity curves intersects. However, this temperature can be out of range of the validity of the simple Andrade's equation.

Figure 4 demonstrates the linear dependence of viscous flow activation energy on ZrO₂ mole fraction. For NzZ glasses this can be described with the regression equation:

$$E_a(\text{NzZ}) = [(418 \pm 5) + (16.7 \pm 1.2)x(\text{ZrO}_2)] \text{ kJ/mol} \quad (11)$$

with correlation coefficient of 0.9903 and standard deviation of approximation of 1.10 kJ/mol. For KzZ glasses the regression equation

$$E_a(\text{KzZ}) = [(425 \pm 7) + (51.0 \pm 4.1)x(\text{ZrO}_2)] \text{ kJ/mol} \quad (12)$$

was obtained with the correlation coefficient of 0.9964 and standard deviation of approximation of 0.75 kJ/mol.

It can be concluded that for KzZ glasses the activation energy is higher and its dependence on ZrO₂ mole fraction is steeper. Both the slopes and the values of activation energy for studied glasses are higher than those for CaO glasses where the following relationships were found by regression analysis [24]:

$$E_a(\text{NCZ}) = [(469 \pm 4) + (14.1 \pm 0.9)x(\text{ZrO}_2)] \text{ kJ/mol} \quad (13)$$

$$E_a(\text{KCZ}) = [(529 \pm 12) + (38.3 \pm 4.1)x(\text{ZrO}_2)] \text{ kJ/mol} \quad (14)$$

CONCLUSIONS

Increasing content of ZrO₂ significantly improves the chemical durability against water in both studied glass series. The ZrO₂/SiO₂ substitution strengthens the silicate network and therefore increases the values of glass transition temperature, and viscosity. The thermal expansion coefficient decreases with the increasing ZrO₂ content. Molar refractivity depends linearly on the ZrO₂ content expressed in mole %. The slope of the regression line is the same for both studied glass series, whereas higher intercept for potassium glasses reflects the greater polarizability of potassium cation with respect to the Na⁺ cation. In comparison with NzZ glasses both the viscosity and viscous flow activation energy of KzZ glasses are higher and their dependence on ZrO₂ content is steeper. When compared with analogous calcium oxide glasses the networkforming activity of ZnO is demonstrated by increase of viscosity, chemical dura-

Table 3. Coefficients of the viscosity Equation (9) and viscous flow activation energies (Equation 10) together with standard deviations and standard deviation of log η approximation *s_{appr}*. The values for analogical lime glasses NCZx and KCZx (taken from [24]) are reported for comparison.

Glass	A	B	E _a (kJ/mol)	<i>s_{appr}</i> [log(η/(dPas))]
NzZ0	-14.92 ± 0.38	22083 ± 342	423 ± 7	0.046
NCZ0	-19.02 ± 0.82	25551 ± 729	489 ± 14	0.100
NzZ1	-14.68 ± 0.50	22278 ± 453	426 ± 9	0.070
NCZ1	-17.97 ± 0.76	25526 ± 700	489 ± 13	0.087
NzZ3	-15.52 ± 0.34	24084 ± 328	461 ± 6	0.038
NCZ3	-18.26 ± 0.29	26658 ± 279	510 ± 5	0.032
NzZ5	-16.83 ± 0.21	26347 ± 208	504 ± 4	0.022
NCZ5	-18.99 ± 0.23	28131 ± 232	539 ± 4	0.020
NzZ7	-17.47 ± 0.47	27621 ± 478	529 ± 9	0.049
NCZ7	-19.78 ± 0.51	29839 ± 512	571 ± 10	0.031
KzZ0	-13.23 ± 0.43	22387 ± 418	429 ± 8	0.062
KCZ0	-20.56 ± 0.68	29308 ± 653	561 ± 13	0.067
KzZ1	-14.27 ± 0.73	24190 ± 736	463 ± 14	0.092
KCZ1	-20.26 ± 0.41	29769 ± 401	570 ± 8	0.034
KzZ3	-18.80 ± 0.59	30261 ± 617	579 ± 12	0.033
KCZ3	-22.68 ± 0.57	33018 ± 577	632 ± 11	0.028
KzZ5	-23.44 ± 1.59	36013 ± 168	689 ± 32	0.046
KCZ5	-26.50 ± 0.57	37940 ± 588	726 ± 11	0.023

bility, and the decrease of viscous flow activation energy. The difference between ZnO and CaO containing glasses decreases with increasing degree of ZrO₂/SiO₂ substitution.

Acknowledgement

This work was supported by Agency for Promotion Research and Development under the contract APVV-20-P06405, and by the Slovak Grant Agency for Science under the grant VEGA 1/3578/06.

References

1. Hofmann A.W.: Earth Planet Sci. Lett. 90, 297 (1988).
2. Vogel W.: Glass Chemistry, 2nd edition. Springer, Berlin 1994.
3. Proctor B.A., Yale B.: Phil.Trans.R.Soc.London A 294, 427 (1980).
4. Kheifets V.S., Shevyakov A.M., Tarlakov Yu.P.: In: *Mekhanicheskie i teplovye svoistva i stroenie stekla*, pp. 280-285, Moscow, (1972) - in Russian.
5. Takahashi K., Mochida N., Yoshida Y.: J.Ceram.Soc. Jpn. 85, 330 (1977).
6. Fisher J.G., James P.F., Parker J.M.: J.Non-Cryst. Solids 351, 623 (2005).
7. EU patent No. 91121730.5, 1991.
8. Czech patent No. WO 95/13993.
9. Hrma P.: Ceramics - Silikáty 50, 57 (2006).
10. Volf M.B.: *Chemie skla*, 1. vyd., SNTL Praha 1971 - in Czech.
11. Farges F., Ponader C.W., Brown Jr., G.E.: Geochim. Cosmochim.Acta 55, 1563 (1991).
12. Farges F., Calas G.: Amer.Mineral. 76, 60 (1991).
13. Ringwood A.E.: Geochim.Cosmochim.Acta 7, 189 (1955); 7, 242 (1955).
14. Linthout K.: Contrib.Mineral.Petrol. 86, 155 (1984).
15. McKeown D.A., Muller I.S., Buechele A.C., Pegg I.L.: J.Non-Cryst.Solids 261, 155 (2000).
16. Calas G., Cormier L., Galois L., Jollivet P.: C. R. Chemie 5, 831 (2002).
17. Liška M., Šimurka P.: Phys.Chem.Glasses, 36, 6, (1995).
18. Liška M., Hulínová H., Šimurka P., Antalík J.: Ceramics-Silikáty 39, 20 (1995).
19. P. Šimurka, M. Liška, J. Antalík: Ceramics-Silikáty 39, 9 (1995).
20. Chromčíková M., Liška M., Karell R., Martiš V.: Chem. Listy 98, 584 (2004).
21. Liška M., Klement R., Macháček J., Gedeon O.: Phys. Chem.Glasses 46, 108 (2005).
22. INTERGLAD, Ver. 6., <http://www.5.ngf.dion.ne.jp> (2005).
23. SciGlass-6.5, <http://www.scienceserve.com/Software/SciGlass/> (2005).
24. Karell R., Kraxner J., Chromčíková M.: Ceramics - Silikáty 50, 78 (2006).
25. ČSN ISO 70 0531.

VLASTNOSTI VYBRANÝCH ZIRKONIČITANOVÝCH SKIEL II.

RADOVAN KARELL, JOZEF KRAXNER*,
MÁRIA CHROMČÍKOVÁ*, MAREK LIŠKA*

*Fakulta priemyselných technológií v Púchove
Trenčianskej univerzity Alexandra Dubčeka v Trenčíne,
Ivana Krasku 491/30, Púchov, SK-020 01,
Slovenská republika*

**Centrum kompetencie skla - spoločné pracovisko Ústavu
anorganickej chémie SAV, Trenčianskej univerzity
Alexandra Dubčeka a RONA a.s.,
Študentská 2, Trenčín, SK- 911 50, Slovenská republika*

Výroba skla prebieha v rozsiahlom teplotnom intervale, pričom je dôležité poznať chovanie sa skla pri rôznych teplotách, ako aj poznať a predvídať vlastnosti skla so zmenou zloženia. V tejto práci sa prezentujú niektoré fyzikálne a chemické vlastnosti skiel zloženia 15M₂O·10ZnO·xZrO₂·(75-x)SiO₂ (M = Na, K, x = 1, 3, 5 a 7). Potvrďilo sa, že ekvimolárna substitúcia ZrO₂/SiO₂ veľmi ovplyvňuje merané fyzikálne a chemické vlastnosti. Vplyv ZnO/CaO ekvimolárnej substitúcie bol kvantitatívne porovnaný s výsledkami získanými pre 15M₂O·10CaO·xZrO₂·(75-x)SiO₂ (M = Na, K; x = 1, 3, 5 a 7) sklá. Ukázalo sa, že ZnO/CaO substitúcia spevňuje kremičitanovú sieť.