

ALUMINOSILICATE POLYMERS - INFLUENCE OF ELEVATED TEMPERATURES, EFFLORESCENCE

FRANTIŠEK ŠKVÁRA, LUBOMÍR KOPECKÝ*, LENKA MYŠKOVÁ,
VÍT ŠMILAUER*, LUCIE ALBEROVSKÁ, LENKA VINŠOVÁ

*Institute of Chemical Technology Prague, Department of Glass and Ceramics,
Technická 5, 166 28 Prague, Czech Republic*

**Czech Technical University in Prague, Faculty of Civil Engineering, Department of Structural Mechanics,
Thákurova 7, 16629 Prague, Czech Republic*

E-mail: Frantisek.Skvara@vscht.cz

Submitted April 20, 2009; accepted July 8, 2009

Keywords: Aluminosilicate polymer, Geopolymer, Efflorescence, Temperature

Sodium is obviously bonded in the aluminosilicate polymer structure as $\text{Na}(\text{H}_2\text{O})_n^+$ and not as Na^+ . The Na bond in the aluminosilicate polymer structure is weak and this fact explains the tendency of aluminosilicate polymer material to the formation of efflorescence in a humid environment. The strength values of the aluminosilicate polymer fired at temperatures in the range of 200-1000°C attain their maximum at 200°C; they decline gradually afterwards. The aluminosilicate polymer strength after firing is substantially higher than the residual strength of Portland cement. The Na bond in the structure suffers a fundamental change and, starting from 600°C, the character of the Na bond is the same as that in vitreous materials. The Na leaching declines in a very significant way after firing at temperatures above 600°C and the tendency to the formation of efflorescence disappears. Aluminosilicate polymer materials exhibit excellent material properties. Nevertheless, there are also some drawbacks associated with their application. They are, first of all, an easy leaching of alkaline components and the formation of efflorescence.

INTRODUCTION

Alkalis (Na, K) bring about problems in the technology of Portland cement and concrete. However, the alkali-silica reaction in the concrete that is accompanied by expansion represents the major source of problems. On the other hand, however, soluble alkali compounds speed up the hydration process of hydraulic and latently hydraulic substances thus facilitating the formation of new hydration phases as this was shown by Purdon [1] in his work from 1940. In 1959 Gluchovskij [2] demonstrated in his book "Gruntosilikaty" the possibility of preparing new materials by means of the reaction of aluminosilicate raw materials (slags, fly ashes, clay materials) with alkaline compounds (carbonates, hydroxides, silicates).

New materials composed of 2-D to 3-D-structure of the type $\text{M}_n[-(\text{Si}-\text{O})_z-\text{Al}-\text{O}]_n \cdot w\text{H}_2\text{O}$ are formed when aluminosilicate bodies are exposed to the action of a strong

alkaline environment (hydroxides, silicates). Inorganic aluminosilicate polymers (geopolymer) represent a new type of materials on the border line between vitreous, ceramic materials and those based on classic (traditional) inorganic binders and building materials made of rejects as, for instance, slags, fly ashes, kaolinitic materials, etc. [3-7].

The present investigation has been focused on the influence of temperatures ranging from 20 to 1000°C on properties of aluminosilicate polymers (further ASP) materials based on brown coal fly ash from the Czech Republic and on problem of efflorescence.

EXPERIMENTAL

A fly ash rejected in a Czech power plant using brown coal was used for investigation; its specific surface area is 210 m²/kg (Blaine). The chemical compositions is shown in Table 1.

Table 1. Chemical composition of the fly ash.

Oxide (wt.%)	SiO ₂	Al ₂ O ₃	Na ₂ O	K ₂ O	CaO	MgO	Fe ₂ O ₃	TiO ₂
Fly ash	53.52	32.87	0.33	2.05	1.80	0.85	5.89	1.89

The slurries (suspensions) were prepared by mixing the fly ash and other ingredients with a solution of an alkaline activator (NaOH + Na water glass, KOH + K water glass). The mortars were obtained by mixing the slurry with aggregate (silica sand) at a ratio (fly ash-to-aggregate) of 1 : 2. The SiO₂-to-Na(K)₂O ratio (MS modulus) in the alkaline activator was modified by a NaOH, KOH addition to water glass so that the final MS modulus would be 1.6. The water coefficient (the ratio of the water mass to that of the fly ash) w/s ranged from 0.23 to 0.37. After the preparation of slurries or mortars, the test specimens (in steel molds) were subjected to a thermal process under “dry conditions” in a dryer at a temperature of 80°C (in the open air atmosphere) for a period of time lasting 12 hours. The specimens were then kept in air with a relative humidity of 40 to 50 % till the moment of the strength determination. The compressive strength was determined after 2, 7 and 28 days, or after 90 and 360 days. The compressive strength of specimens fired at 200-1000°C at a heating rate of 5°C/min and with a soak time of 2 hours at the maximum temperature was also determined. Fragments remaining after the strength tests were investigated with the aid of XRD analysis, thermal analysis and high-pressure mercury porosimetry as well as by measuring the BET isothermal lines. Furthermore NMR MAS (²⁹Si, ²⁷Al, ²⁹Na) spectra were determined. The ESEM microstructure was studied on fracture or polished surfaces. The Na, K leaching was determined by analyzing leaching liquids obtained by keeping the specimens in deionised water and using a procedure specified in the decree of the Czech Ministry of Environment (for 24 hours at 20°C, volume of water 10x greater than volume of sample, analysis of leachate by AAS). The evolution in the efflorescence formation was monitored qualitatively by means of a procedure recommended for articles made by the brick industry: the bottom half of the specimen was immersed in water for more than 14 days (procedure described in the Czech Standard CSN 72 2608).

RESULTS

The ASP prepared by alkaline activation of brown coal fly ash contains a phase of the type M_n[-(Si-O)_z-Al-O]_n·wH₂O, parts of unreacted fly ash and pores, see Figure 1. The porosity of the ASP determined by Hg porosimetry (Figure 2) consists of closed spherical pores formed as a result of the dissolution of inner sections of the fly ash or by air entrapment during the preparation. Spherical pores caused by the fly ash residues exhibit a thin coating made of Si, Al glass with a high Fe content. The solubility of this glass with a higher Fe content in an alkaline environment [8] is very low and, hence, it remains in the body of the ASP phase as an unreacted residue. ASP porosity (determined by BET) develops pores in the nanometric region (2 to 5 nm) [11] as found

also in a metakaolin-based ASP [12]. The ASP porosity in the nanometric region is not particularly dependent on the preparation conditions. The differences in the porosity in the micron range are due to the preparation technique and H₂O content (water coefficient) during the preparation process.

The strength of ASP slurries, mortars (and even of concretes) prepared from fly ashes and kept at a temperature of 20-25°C for 2-520 days [9,10,11,19] exhibits an increasing trend. The values of the compressive strength of slurries, mortars (and even of concretes) range from 15 to 70 MPa after 28 days in dependence on the preparation conditions and composition. The highest values of the compressive strength ranging from 130 to 160 MPa after 28 days from the moment of their preparation (ASP prepared from fly ash and blast-furnace slag) [11] could be obtained in ASP.

The ASP loses continuously its mass (the water content drops) on heating up to a temperature of 400-600°C (see GTA curves on the Figure 3). The water is probably present in the ASP as “free” water in micro-pores, then




Figure 1. Polished section of ASP (BSE imaging), Na activator.

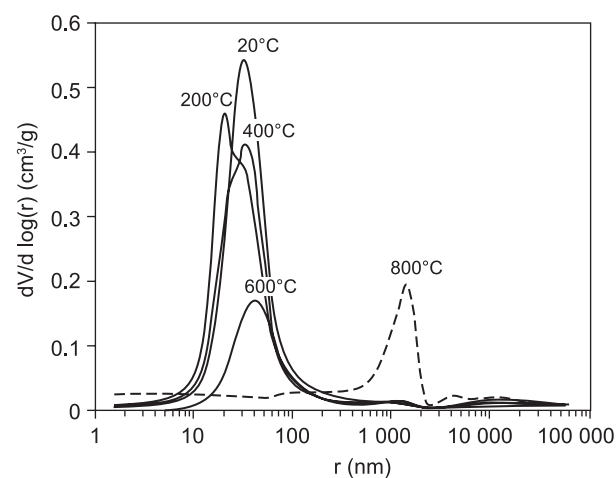


Figure 2. Pore size distribution in a ASP fired at a temperature of 20-800°C (Hg porosimetry).

in gel pores and as OH groups at the end of Si–O–Al chains. The water may be bonded as Na, K $(\text{H}_2\text{O})_n^+$ in gel pores (as this is evident from NMR spectra). More than 60 % of H_2O are lost on heating at temperatures below 200°C. The residual water is lost, or OH groups are split off on heating at temperatures above 600°C. A similar character of the thermal decomposition could also be observed in a aluminosilicate gel (prepared by sol-gel method without alkali activation) [25] and in a metakaolin-based ASP [12].

The strength values of ASP (determined at room temperatures after firing, Figure 4) increase after the heating to 200°C but they exhibit a decreasing tendency afterwards. Contrary to the Portland cement, no gradual loss in strength takes place on firing that eventually finishes with a complete decomposition. The values of the residual strength of the ASP after the firing are substantially higher than those of Portland cement.

The porosity of the ASP drops on firing at temperatures below 1000°C and the material density increases (Figure 2). The microporosity almost disappears at

600°C; new pores form at 800°C and thermal fissures are obviously originated. The same densification character of the ASP material could also be observed in a metakaolin-based ASP[13]. The firing of the ASP at temperatures above 500°C results in the changes in its microstructure as this is evident from Fig. 5, 6 (Na activator).

The XRD spectra of the ASP subjected to the heat treatment in the temperature range of 200-800°C do not change significantly (Figure 7). Only residues of the original material (mullite, quartz) may be identified in ASP.

The ^{29}Si NMR MAS spectra (Figure 8) of the ASP subjected to the heat treatment in the temperature range of 200-800°C do not change significantly. The $\text{SiQ}_4(4\text{Si})$ and $\text{SiQ}_4(3\text{Al})$ structures predominate and there is a peak bloc at -85 to -95 ppm. The $\text{Q}_4(1-2\text{Al})$ structure is poorly represented. Structures remaining after the residues of mullite from the original fly ash are visible in the spectra. The ^{27}Al NMR MAS spectra of the ASP subjected to the heat treatment in the temperature range of 200-800°C do not change significantly. The $\text{Al}^{\text{IV}} \text{AlQ}_4(4\text{Si})$ coordination predominates while the Al^{VI} coordination from

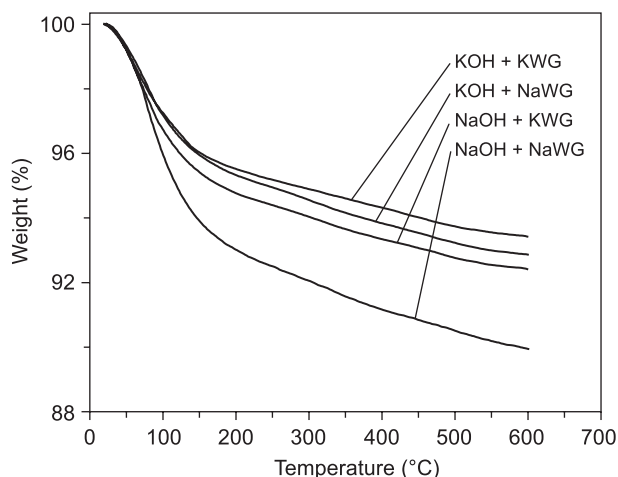


Figure 3. GTA curves of ASP (Na, K activator).

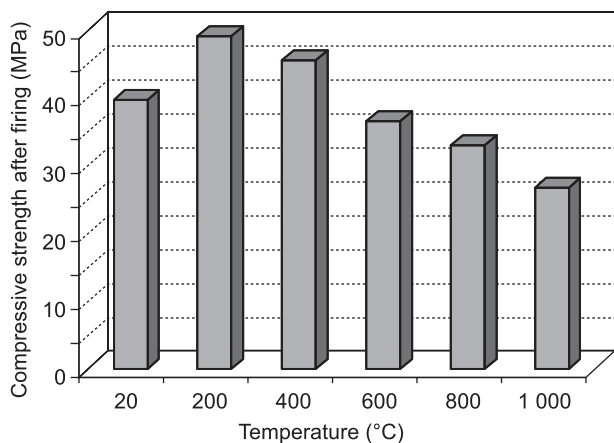


Figure 4. Strength values of the ASP (mortar, Na activator) after firing (determined at 20°C), $w = 0.32$, $M_s = 1.6$.




Figure 5. ASP after firing at 600°C.




Figure 6. ASP after firing at 800°C.

the mullite residues in the original fly ash is in minority. However, the firing temperature affects the character of ^{23}Na NMR MAS spectra. It is evident from the ^{29}Na NMR MAS spectra at temperatures below 400°C that Na occurs in the structure in the form of $\text{Na}(\text{H}_2\text{O})_n$, where $n = 2-8$ [14]. ^{39}K NMR of potassium ASP show a similar effect [18]. A shift towards a $\text{Na}(\text{H}_2\text{O})_2$ structure becomes apparent at higher temperatures. There is a series of peaks in the spectrum at 600°C that correspond to an overall re-arrangement of the structure. At 800°C , there is a dominant -14ppm peak in the spectrum that corresponds to the structure of a sodium silicate glass [15, 16].

Na, K present in the ASP compensates the negative charge of Al in the Si–O–Al structure. It is probable that Na, K is rather bonded in the ASP in the form of $\text{Na},\text{K}(\text{H}_2\text{O})_n^+$ than as Na^+, K^+ . The $\text{Na},\text{K}(\text{H}_2\text{O})_n^+$ bond is weaker than that of Na^+, K^+ . Hence, this fact creates favourable conditions for the Na leaching from the ASP structure thus favoring the ASP tendency to the formation of efflorescence (Figures 9-11). The Na leaching will only decline substantially (up to hundredfold) after the elimination of H_2O from the structure (on firing) and the transformation of the Na bond (Figure 12). A visible formation of efflorescence can be partially prevented by replacing Na with K during the alkaline activation

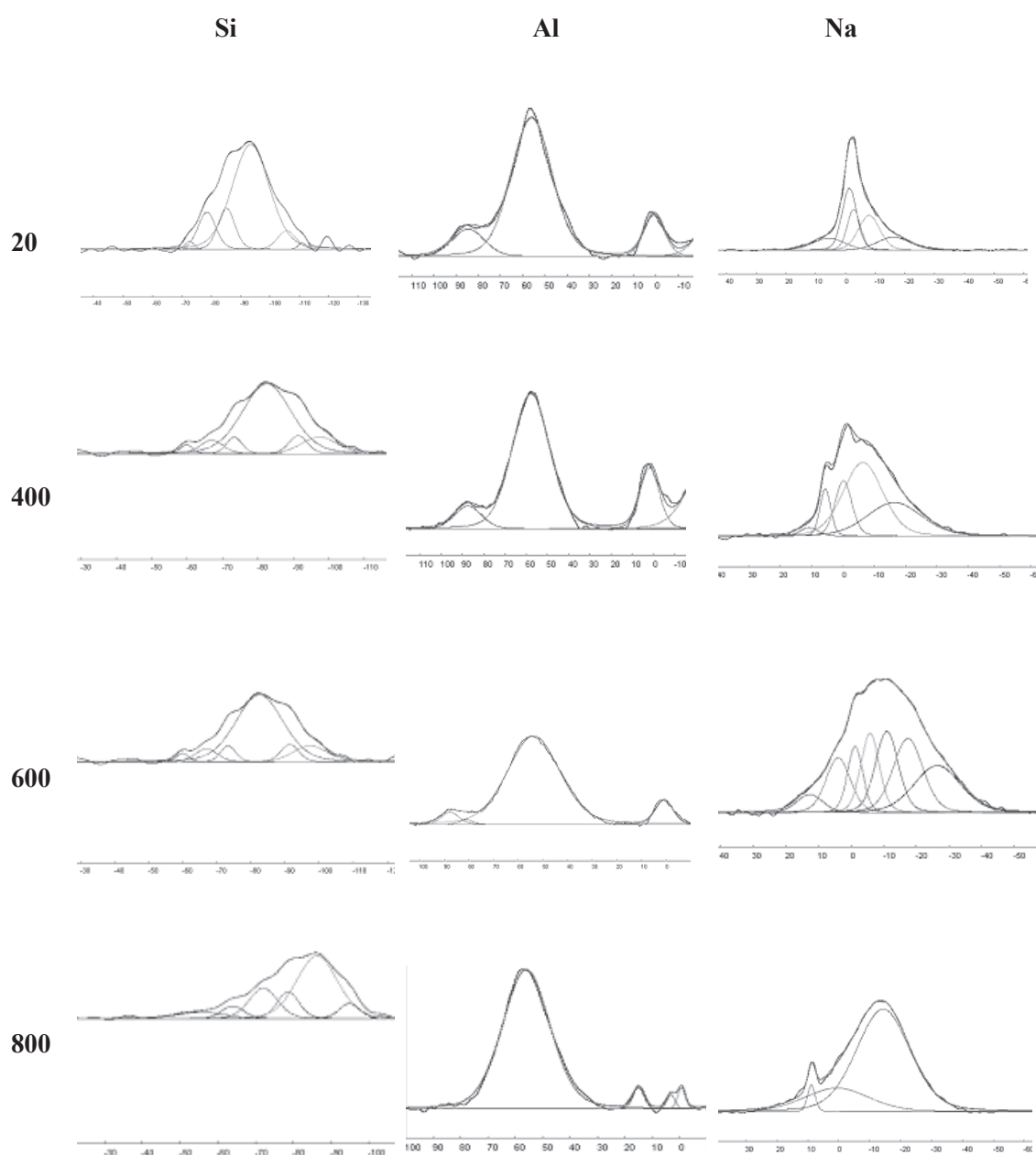


Figure 7. XRD spectra of the ASP in dependence on temperature.

because K_2CO_3 does not give rise to visible hydrates. The water solubility of K_2CO_3 that forms on the surface of the aluminosilicate polymer is significantly larger than that of $Na_2CO_3 \cdot n H_2O$; therefore, in contact with aqueous environment, it dissolves practically without any formation of visible efflorescence. Nevertheless, the K leaching from the ASP structure is comparable or even larger (in dependence on the preparation conditions of ASP) than that of Na, as this is demonstrated on Figure 13, and by results obtained by other workers [17, 18]. Furthermore, the strength values of fly ash-based ASP subjected to a potassium-containing activating agent are substantially smaller than those obtained with a sodium-containing one [19].

Amorphous aluminosilicate polymers and crystalline zeolites have a similar chemical composition. The chemical composition of the ASP phase is similar to that

of the mineral analcime $Na_{16}((AlO_2)_{10}(SiO_2)_{26}) \cdot 2H_2O$ (point analysis). However, the Na^+ and K^+ ions are not bonded so strongly by ion bonds in aluminosilicate polymers as this happens in the case of crystalline zeolites the leachability of which (Na, K) is very small. The leaching of Na and K from zeolites takes place in negligible amounts only under long-term hydrothermal conditions [20]. The character of the Na, K bond in crystalline zeolites is affected by the presence of water that weakens the Na, K bond in zeolites [21, 22]. The model submitted by Rowles [24] and others is also in agreement with these results, Figure 14.

The geopolymerization process (the formation of the aluminosilicate polymer) occurring in a strong alkaline environment characterized by a high pH value (above 12-13) begins, first, as a dissolution process of aluminosilicate bodies (the sources of Si and Al). The

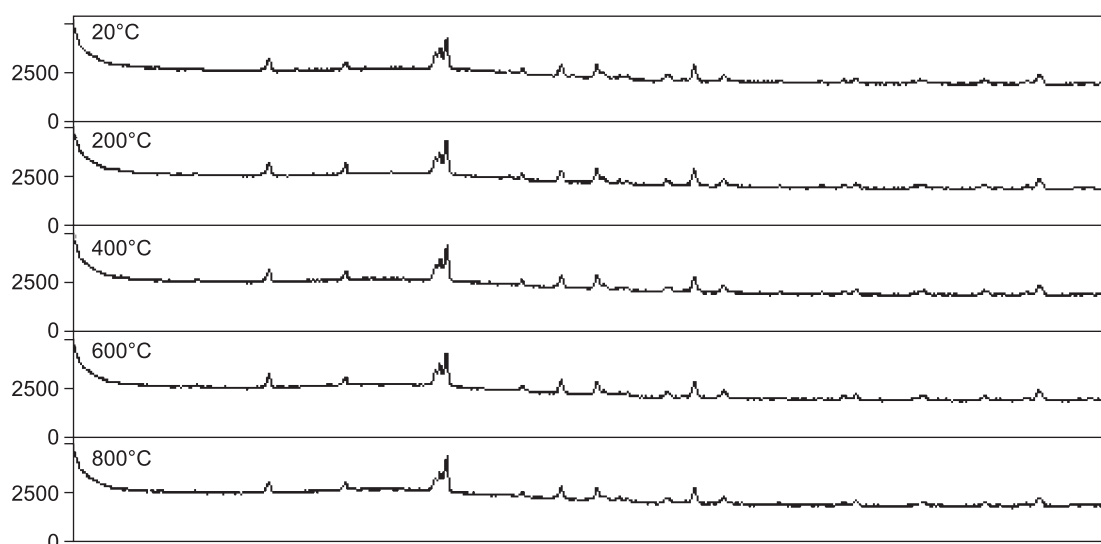


Figure 8. NMR MAS spectra of the ASP in dependence on temperature.




Figure 9. Efflorescence on the ASP (Na activator) surface kept in a humid environment. The efflorescence are composed of hydrates of the type $Na_2CO_3 \cdot nH_2O$, $NaHCO_3 \cdot nH_2O$, seldom $Na_6(SO_4)(CO_3, SO_4) \cdot nH_2O$.

solution transforms into an aluminosilicate gel; the ions of Na^+ , K^+ and OH^- , respectively $(\text{SiO}_4)_n^{m-}$ together with H_2O molecules remain in the pores in the gel (in nano- and micro-pores). This fact was demonstrated by Herr [23] with his experiments when aluminosilicate

polymers were molded at a pressure of 350 MPa. The alkaline activating agent remains enclosed in the body of the aluminosilicate polymer after the polymerization process (essentially as ballast).

The structure of aluminosilicate inorganic polymers synthesized at temperatures ranging from 20 to 200°C is obviously similar to that of glass. It can be assumed that the structure of the polymer is ordered over short distances and randomly ordered over larger distances, which corresponds to their amorphous character. The possibility of leaching easily Na (K) from the body of the aluminosilicate polymer is obviously in relation with this unordered structure.

CONCLUSIONS

The ASP prepared by alkaline activation of brown coal fly ash is a porous body containing an aluminosilicate polymer of the type $\text{M}_n[-(\text{Si}-\text{O})_z-\text{Al}-\text{O}]_n \cdot w\text{H}_2\text{O}$. Sodium is obviously bonded in the ASP structure as $\text{Na}(\text{H}_2\text{O})_n^+$ and not as Na^+ . The Na bond in the ASP structure is weak and this fact explains the tendency of ASP material to the formation of efflorescences in a humid environment. The strength values of the ASP fired at temperatures in the range of 200-1000°C attain their maximum at 200°C; they decline gradually afterwards. The ASP strength after firing is substantially higher than the residual strength of Portland cement. The Na bond in the structure suffers a fundamental change and, starting from 600°C, the character of the Na bond is the same as that in vitreous materials. The Na leaching declines in a very significant way after firing at temperatures above 600°C and the tendency to the formation of efflorescences disappears. Inorganic polymer aluminosilicate materials exhibit excellent material properties as, for instance, a fast increase in strength, an excellent durability in contact with






Figure 10. Efflorescence on the ASP (K activator) surface kept in a humid environment. The efflorescence are composed of K_2CO_3 .



a) Na activator, efflorescence $\text{Na}_2\text{CO}_3 \cdot n\text{H}_2\text{O}$



b) K activator, efflorescence K_2CO_3

Figure 11. Initial stage of efflorescence on the ASP surface (fly ash basis).

corrosive environments (salts, acids, bases), refractoriness, an excellent resistance to abrasion, etc. These materials offer promising potentials in areas where the utilization of rejects from the processing of inorganic raw materials is envisaged. Nevertheless, there are also some drawbacks associated with their application. They are, first of all, an easy leaching of alkaline components and the formation of efflorescence.

Acknowledgement

This study was part of the research project CEZ:MSM 6046137302: "Preparation and research of functional materials and material technologies using micro - and nanoscopic methods" and Czech Science Foundation Grant 103/08/1639 "Microstructure of inorganic aluminosilicate polymers".

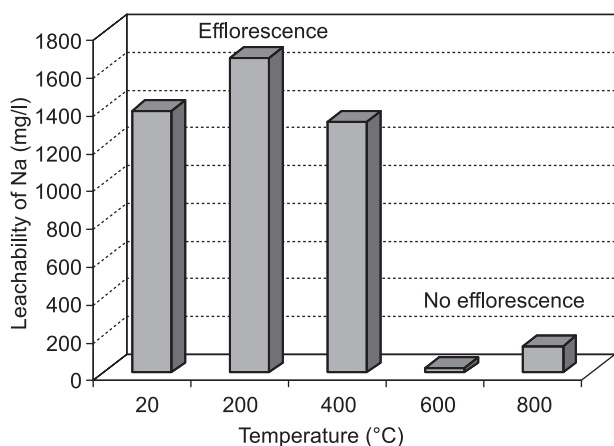


Figure 12. Na leaching from ASP (mortar) in dependence on firing temperature $w = 0.32$, $M_s = 1.6$.

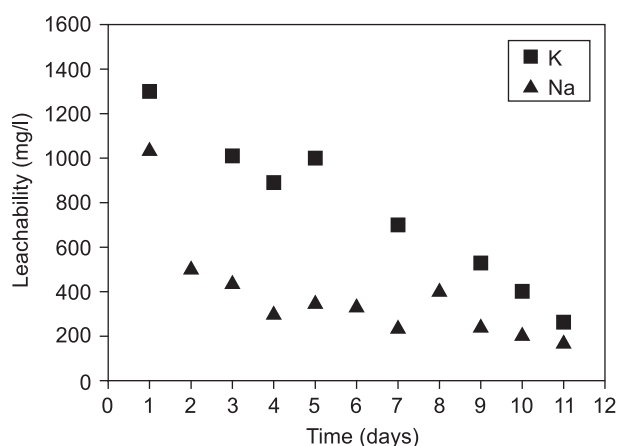


Figure 13. Leachability of Na, K (mortar) $w = 0.32$, $M_s = 1.6$.

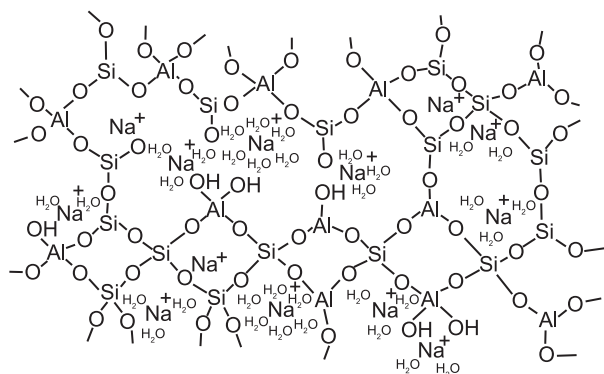


Figure 14. Rowles model of ASP [24].

References

- Purdon A. O.: J. Soc. Chem. Industry, London 59, 191 (1940).
- Gluchovskij V. D.: *Gruntosilikaty*, Gosstrojizdat Kiev 1959.
- Proc. 1st, 2nd and 3rd Conf. "Slag alkaline cements and concrete", Kiev (1978, 1985, 1989).
- Proc. 1st and 2nd Int. Conf. "Alkaline cements and concretes", Kiev (1994, 1999).
- Proc. 1st European Conf. of Soft Mineralurgy "IAP '88", Compiègne (1988).
- Proc. 2nd Int. Conf. "Geopolymère '99", St. Quentin (1999)
- Proc. World Congress "Geopolymer 2005", St. Quentin (2005)
- Paul A., Youssefi A.: J. Mater. Sci. 13, 97 (1978).
- Škvára F., Šlosar J., Jungová I.: Proc. 15th Int. Congress Ibausil, Band 1, 1-06178-1- 0624 (2003)
- Škvára F., Kopecký L., Šmilauer V., Bittnar Z.: J. Hazard. Mater. 168, 711 (2009).
- Doležal J., Škvára F., Svoboda P., Kopecký L., Lucuk M., Šulc R., Myšková L., Pawlasová S., Dvořáček K., Beksa M.: Proc. 2007 - Int. Conf. Alkali activated materials, p.185-198, Prague 2007.
- Perera D. S., Vance E. R., Finie K. S., Blackford M. G., Hanna J. V., Cassidy D. J., Nicholson C. L.: Ceramic Trans. 175, 225 (2006).
- Kriven W. M., Bell J. L., Gordon M.: Ceramic Engineering and Science Proceedings, Vol. 27, p. 491-503, (2007).
- Maekawa H., Saito T., Yokokawa T.: J. Phys. Chem. B 102, 7523 (1998).
- Tossell J. A.: Phys. Chem. Minerals 27, 70 (1999).
- Phair J. W., Van Deventer J. S. J.: Minerals Eng. 14, 289 (2001).
- Ly L., Vance E. R., Perera D. S., Aly Z., Olufson K.: Adv. Techn. Mater. Mat. Proc. J. 8, 236 (2006).
- MacKenzie K. J. D.: Ceram. Trans. 172, 175 (2003).
- Unpublished results of the projects "Mechanical and engineering properties of ASP materials based on alkali-activated ashes" and "Microstructure of inorganic aluminosilicate polymers", ICT Prague, Faculty of Chemical Engineering, Dept. of Glass and Ceramics, and Czech Technical University in Prague, Faculty of Civil Engineering, Dept. of Structural Mechanics.
- Klika Z., Weiss Z., Mellini M.: Acta Geodyn.Geomater. 2, 81 (2005).
- Yengkyoo K., Kirkpatrick R. J.: American Mineralogist 83, 339 (1998)
- Moroz N. K., Afanassyev I. S., Fursenko B. A., Belizsky I. A.: Phys Chem Minerals 25, 282 (1998).
- Herr R.: Intern. Workshop on Geopolymer Binders, Interdependence of Composition, Structure and Properties, Bauhaus-Universität, Weimar, Germany, 2006.
- Rowles M. R., Hanna J. V., Pike K. J., Smith M. E., O'Connor B. H.: Appl. Magn. Reson. 32, 663 (2007).
- Sinko K., Pöpl L.: J. Solid State Chem. 165, 111 (2002).